

**HCS D Board Members:**

Brian Lynch, Pres., Michael Buck, VP, Rose Apgar,  
Mark Brinthaupt, Mary Anne Holleran, James Jacobus,  
John Lively, Ruth Miller, Pamela Strollo,  
and Student Rep. Daniel Strack

**Central Administrative Team:**

Ralph Marino, Jr., Ed.D., Superintendent  
Alice Learn, Assistant Superintendent  
Judy Christiansen, Human Resources, Dir.  
Mike Stuart, School Business Admin.  
Kim Williams, Student Servs. Director

**HORSEHEADS CENTRAL SCHOOL DISTRICT  
BOARD OF EDUCATION  
Outcomes and Assessment Committee  
September 9, 2010  
4:00 – 5:30  
Educational Support Training Room**

*Meeting Summary*

**Pledge of Allegiance**

- 1. **CALL TO ORDER** **Brian Lynch**
- 2. **IN ATTENDANCE:** **Brian Lynch**  
Mike Buck, Chair (Entered at 5:00pm), Mark Brinthaupt, Brian Lynch, Mary Ann Holleran, Ralph Marino, Jr., Alice Learn, Kim Williams, Jay Hillman, Virginia Abrunzo, Mary Ann Suggs
- 3. **PRESENTATIONS: None**
- 4. **DISCUSSION ITEMS**
  - 4.1 **Perfect Attendance** **Virginia Abrunzo/Ralph Marino**  
Administration recommends that this award, granted annually to students in grades K – 6, be eliminated. Students risk coming to school when ill to achieve the award. Many districts are doing away with the award, as well. Committee indicated that they would support this recommendation. Ralph will place on Board Agenda
  - 4.2 **Title I Corrective Action Plan** **Alice Learn**  
This plan is a result of the Title One Review conducted by NYSED in June 2010. Overall the feedback from NYS was very positive; corrective actions were minimal and very do-able.
  - 4.3 **June/August 2010 Regents Results** **Jay Hillman**  
Jay presented GST BOCES regional regents results, comparing the 21 district. Results showed % at 85-100, 65-84, 55 - 64 and below 55. Summer school regent’s results were also discussed. Additional district specific regents information will be presented in October
  - 4.4 **2010 Spring AP Results**  
Jay explained that theses results will be available at a future meeting
  - 4.5 **Grade 3 – 8 Assessment Schedule/Scoring for 2010-2011** **Jay Hillman/Virginia Abrunzo**  
Creation of these schedules is contingent upon the state planning and revisions of the current assessments. We do know that the administration of ELA and Math will be in May and June (Science will be in June; grade 5 and 8 Social Studies has been eliminated). Scoring schedule is incomplete at this time.
  - 4.6 **Grade 3-8 ELA/Math Results** **Jay Hillman/Virginia Abrunzo**  
A three year comparison amongst the GST BOCES on the grade 3 – 8 ELA/Math assessment was

presented. These results included the new cut scores initiated by NYS in the spring of 2010. All district in the regional show a significant drop in scores. However, of note in grade 4 HCSD students scored second highest in the region on the ELA assessment (a drop of 6%, while districts dropped as much as 30%); grade 8 HCSD students scored the highest in the region on the Math assessment

**4.7 Gardner Road School Improvement Planning Update** **Kim Williams/Mary Ann Suggs**

Kim Williams reported that she would continue to meet regularly with the GR Special Ed teachers as would consultants to assist with the new reading program. There will be on-going support and professional development related to curriculum based measurement. Students with disabilities will continue to use the Fast Forward lab daily.

Mary Ann Suggs presented data indicating how GR students achieved on the 09-10 ELA assessment. Had the cut scores not changed, GR students would have shown marked improvement; even with the change in cut scores the number of students earning a 4 increased. Mary Ann also shared the building improvement plans for 2010-2011

**4.8 Language Arts Program Update** **Alice Learn/Virginia Abrunzo**

Outcomes and Assessment will receive a recommendation for a Language Arts program in October. The 40 member committee reached consensus this summer on the recommendation without a pilot

**4.9 Summer '10 Curriculum Work Summary** **Alice Learn**

A written summary of the work accomplished is attached

**4.10 Strategic Plan Implementation Team Update** **Alice Learn**

Implementation Team will meet on September 20. A Student Voice Survey sub-committee met this summer to revise survey questions to make them appropriate to students in 4<sup>th</sup> grade. Center Street Student Council will review the questions and give feedback. Survey will be administered in March to students in grades 4-12

**4.11 Summer Learning Academy Update** **Alice Learn**

Michael Bostwick, Summer Learning Academy Teacher Coordinator will give a full report to the Board of Education on September 30. Brian Lynch requested assessment results of students who attended be tracked to determine effectiveness of the program

**4.12 O & A Meeting Schedule 2010 – 2011**

Recommended schedule of topics is attached; it was decided the O & A meetings would be the **first Wednesday**, monthly at **4:15**. Dates of these meetings are noted below.

5. **GOOD OF THE ORDER: None**

6. **EXECUTIVE SESSION: NA**

7. **Meeting Adjourned at 5:10pm**

**UPCOMING 2010-11 OUTCOMES & ASSESSMENT COMMITTEE MEETINGS:**

|                 |          |                 |          |                                |           |             |          |
|-----------------|----------|-----------------|----------|--------------------------------|-----------|-------------|----------|
| <i>October</i>  | <i>6</i> | <i>January</i>  | <i>5</i> | <i>April</i>                   | <i>6*</i> | <i>June</i> | <i>1</i> |
| <i>November</i> | <i>3</i> | <i>February</i> | <i>2</i> | <i>(*week of Spring Break)</i> |           |             |          |
| <i>December</i> | <i>1</i> | <i>March</i>    | <i>2</i> | <i>May</i>                     | <i>4</i>  |             |          |

**Tentative Agenda: October 6**

- |  |  |
|--|--|
| 1. Language Arts Program recommendation                                    | 5. Grade 4, 8 Science results            |
| 2. Financial Literacy – Karen Donahue, Social Studies Dept representatives | 6. Grade 8 Social Studies results        |
| 3. June/August Regents result  | 7. Response to Intervention update       |
| 4. AP Results  | 8. New course proposals ( if applicable) |

AL/rkb


c: Board President, Board Vice-President, Superintendent, Admin. Assistant to Supt., and Community Information Specialist

O: A Sept. 9,  
Enc. 4.6a

# GST BOCES ELA 3 Percentage of Students at Levels 3 and 4

(Percentage based upon the number of students tested - General Education and Students with Disabilities)

N= number of students tested (2007-08, 2008-09, 2009-10)




District totals include results for students served outside the district, except when fewer than 5 such students were tested.

# GST BOCES ELA 4 Percentage of Students at Levels 3 and 4

(Percentage based upon the number of students tested - General Education and Students with Disabilities)

N= number of students tested (2007-08, 2008-09, 2009-10)

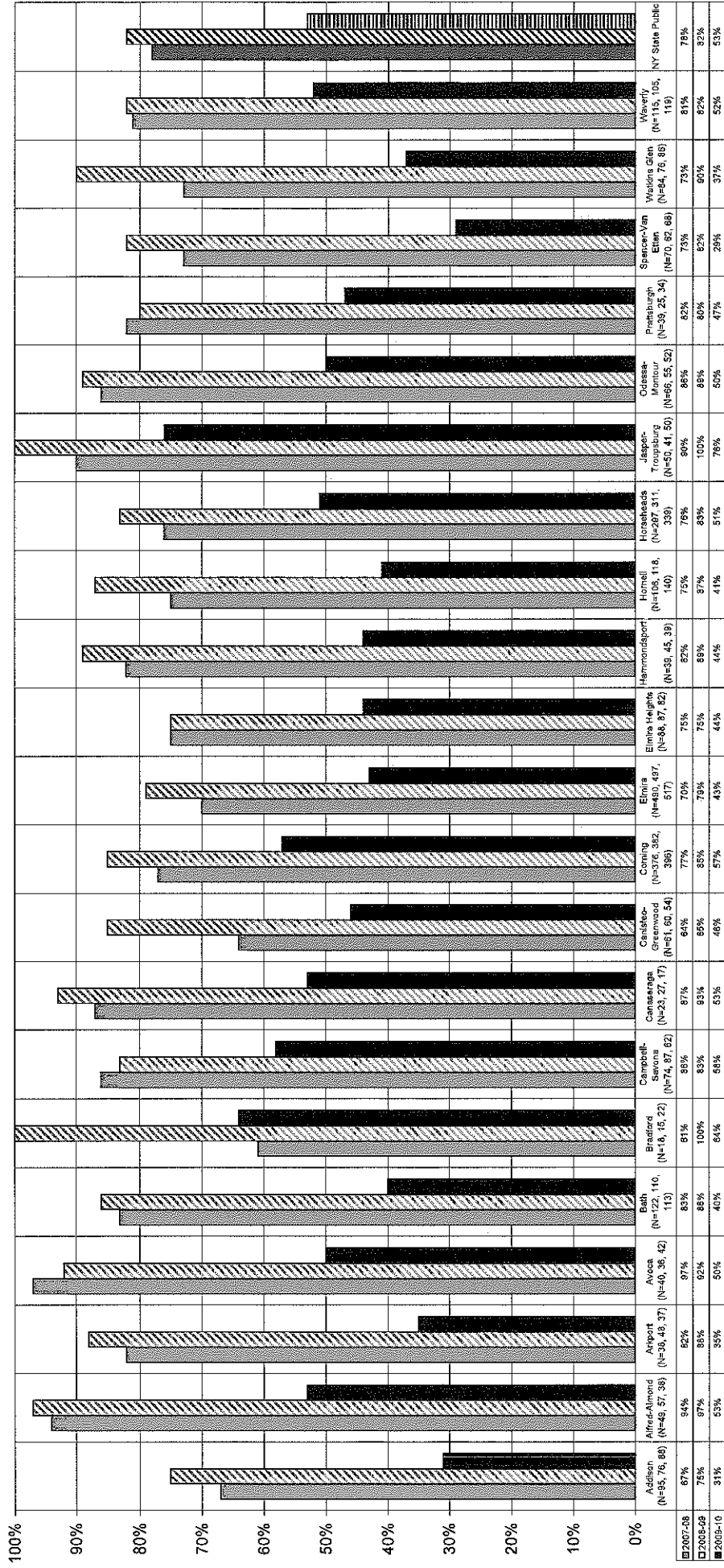


District totals include results for students served outside the district, except when fewer than 5 such students were tested.

# GST BOCES ELA 5 Percentage of Students at Levels 3 and 4

(Percentage based upon the number of students tested - General Education and Students with Disabilities)

N= number of students tested (2007-08, 2008-09, 2009-10)




District totals include results for students served outside the district, except when fewer than 5 such students were tested.

# GST BOCES ELA 6 Percentage of Students at Levels 3 and 4

(Percentage based upon the number of students tested - General Education and Students with Disabilities)

N= number of students tested (2007-08, 2008-09, 2009-10)




District totals include results for students served outside the district, except when fewer than 5 such students were tested.

# GST BOCES ELA 7 Percentage of Students at Levels 3 and 4

(Percentage based upon the number of students tested - General Education and Students with Disabilities)

N= number of students tested (2007-08, 2008-09, 2009-10)

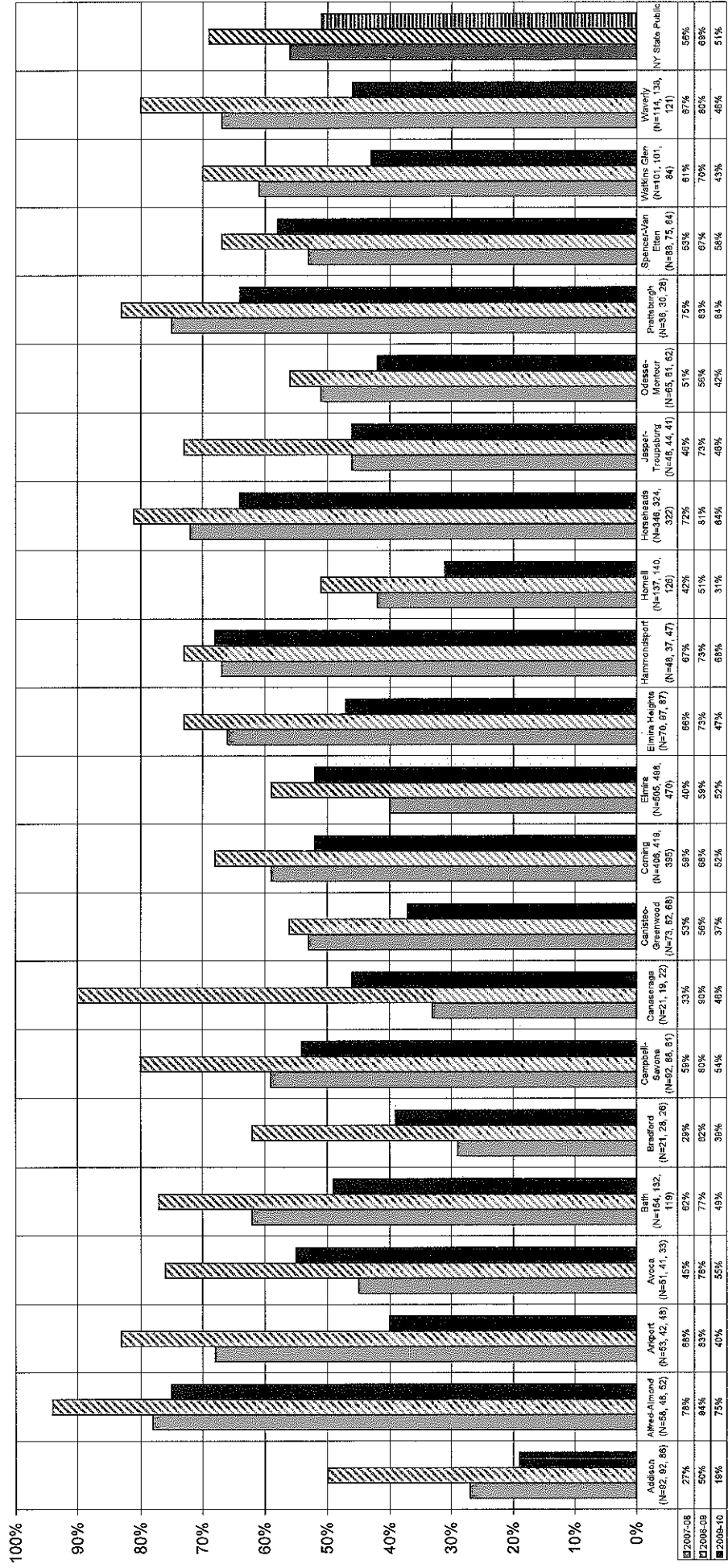


District totals include results for students served outside the district, except when fewer than 5 such students were tested.

# GST BOCES ELA 8 Percentage of Students at Levels 3 and 4

(Percentage based upon the number of students tested - General Education and Students with Disabilities)

N= number of students tested (2007-08, 2008-09, 2009-10)



District totals include results for students served outside the district, except when fewer than 5 such students were tested.




OFA Sept. 4, '10  
Enc. 4.6b

# GST BOCES Math 3 Percentage of Students at Levels 3 and 4

(Percentage based upon the number of students tested - General Education and Students with Disabilities)

N= number of students tested (2007-08, 2008-09, 2009-10)




District totals include results for students served outside the district, except when fewer than 5 such students were tested.

# GST BOCES Math 4 Percentage of Students at Levels 3 and 4

(Percentage based upon the number of students tested - General Education and Students with Disabilities)

N= number of students tested (2007-08, 2008-09, 2009-10)




District totals include results for students served outside the district, except when fewer than 5 such students were tested.

# GST BOCES Math 5 Percentage of Students at Levels 3 and 4

(Percentage based upon the number of students tested - General Education and Students with Disabilities)

N= number of students tested (2007-08, 2008-09, 2009-10)

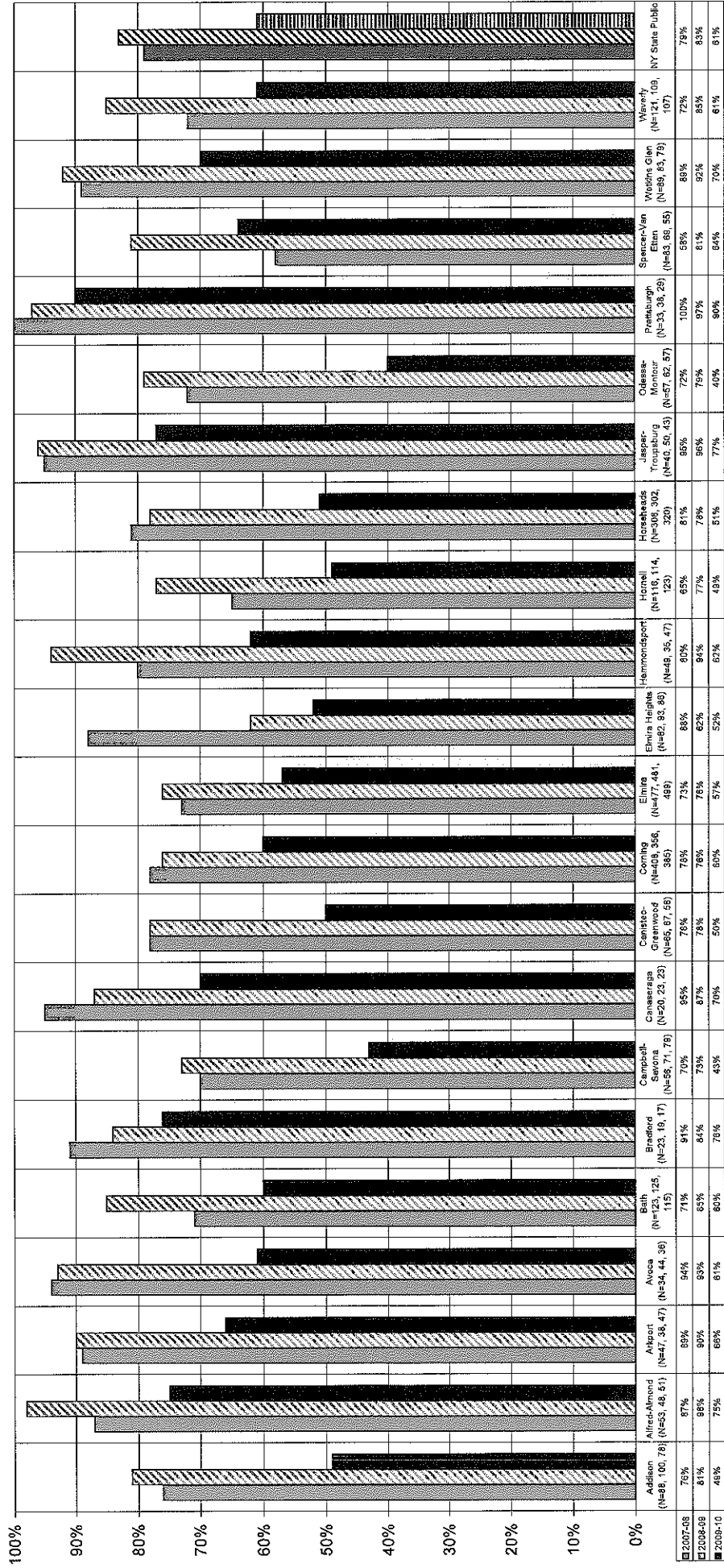


District totals include results for students served outside the district, except when fewer than 5 such students were tested.

# GST BOCES Math 6 Percentage of Students at Levels 3 and 4

(Percentage based upon the number of students tested - General Education and Students with Disabilities)

N= number of students tested (2007-08, 2008-09, 2009-10)




District totals include results for students served outside the district, except when fewer than 5 such students were tested.

# GST BOCES Math 7 Percentage of Students at Levels 3 and 4

(Percentage based upon the number of students tested - General Education and Students with Disabilities)

N= number of students tested (2007-08, 2008-09, 2009-10)

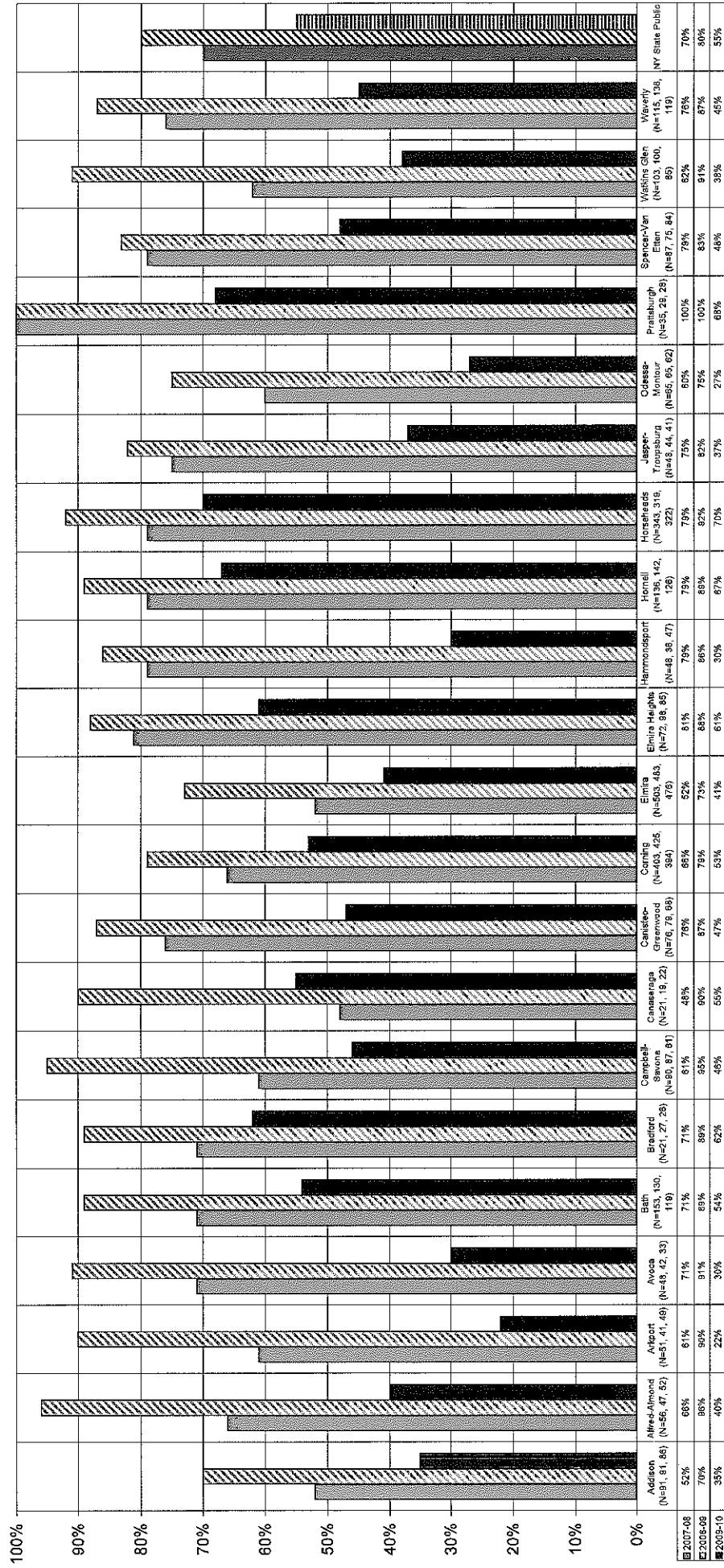


District totals include results for students served outside the district, except when fewer than 5 such students were tested.

# GST BOCES Math 8 Percentage of Students at Levels 3 and 4

(Percentage based upon the number of students tested - General Education and Students with Disabilities)

N= number of students tested (2007-08, 2008-09, 2009-10)



District totals include results for students served outside the district, except when fewer than 5 such students were tested.

## SUMMER 2010

# CURRICULUM WORK SUMMARY

### Site Teams

- One-day training, all Site Team members with Penny Ciaburri
- Each Site Team worked 10 hours to develop building plans. Building Plans identified work toward Strategic Plan. Identified Strategic Intents.

### Elementary

- Forty-member, PreK-6 grade English Language Arts Committee developed expectations/non-negotiables (for ELA) and used these to evaluate and select a Language Arts Program.
- Third grade teachers developed a common unit on China.
- Sixth grade data team conducted in-depth analysis of common assessment results.
- Center Street CIM Team identified and prepared differentiated strategies for specific reading skills.
- Big Flats Kindergarten teachers designed/created literacy centers.
- Elementary Librarians mapped curriculum for Big Flats Elementary (three librarians will be assigned to this library).
- IS CIM
- Grade 6 FOSS Training
- Grade 3 FOSS Training

### Middle

- English and Math Departments analyzed data; revised common assessments and curriculum maps
- Family and Consumer Science Department developed curriculum map for students with special needs.

### Middle/High

- Members of Grade 7-12 Social Studies Department developed a writing curriculum targeting Document Based Essays.

### High

- English Department analyzed new Regents exam; revised curriculum and common assessments based on analysis.
- Math Department developed Algebraic Trigonometry maps and common assessments.
- Health Department updated the Nutrition and Diseases Units common assessments.